





PERALTA STUDENT ACCOUNTS GETTING STARTED GUIDE



<p>What is Campus Solutions?</p>  <p>Campus Solutions</p> <p>https://sa.peralta.edu/</p>	<p>Campus Solutions is the main student portal for registering for courses, viewing your class schedule, accessing your financial aid, viewing your fees, monitoring your account for “tasks” or “to-do list” items from BCC, and more.</p> <p>Campus Solutions Tutorials: https://web.peralta.edu/admissions/video-tutorials-for-student-campus-solutions/</p>
<p>What is Canvas?</p>  <p>Canvas</p> <p>http://portal.peralta.edu/</p>	<p>Canvas is the main platform you will use to access the materials and assignments for the class or classes you are registered for.</p> <ul style="list-style-type: none">- For Canvas support, email: canvas@peralta.edu- Note: if you do not see any courses when you first log into your Canvas, it may be because your instructors have not made the courses viewable yet. Please contact your instructor or Canvas support if your classes haven’t shown up on the first day of the semester.- For Canvas tutoring, connect with our BCC LRC (Learning Resources Center) https://www.berkeleycitycollege.edu/lrc/ <p>Pro tip! Download the Canvas app to stay on top of your assignments!</p>
<p>What is my student email?</p>  <p>Outlook</p> <p>https://web.peralta.edu/portal/</p>	<p>Your Peralta email address is your Peralta student ID number, followed by @cc.peralta.edu</p> <ul style="list-style-type: none">- Example: 00000000@cc.peralta.edu <p>Pro tip! Make it a habit to check your Canvas and Peralta Student email accounts daily! These will be the primary methods of communication from your instructors and BCC.</p>
<p>Pro tips for logging in!</p>	<p>Your temporary password for logging into your Peralta student accounts/Canvas for the first time can be found in the “Welcome” email you received from Peralta/BCC. After logging in the first time, you will be able to change your password.</p> <ul style="list-style-type: none">- If you did not receive a welcome email, follow the password reset steps here: https://web.peralta.edu/portal/studentinfo/student-portal-reset-instructions/ <p>You can find the links to log into your student accounts by going to the BCC homepage, then scrolling down until you reach the large app circles (see below).</p>  <p>Contacts for support resetting the login for your student accounts: https://www.peralta.edu/admissions/contact</p>