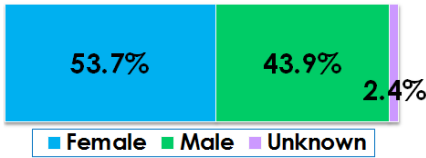





HEADCOUNT: 6,919

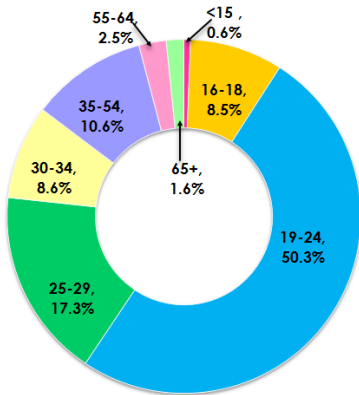
GENDER



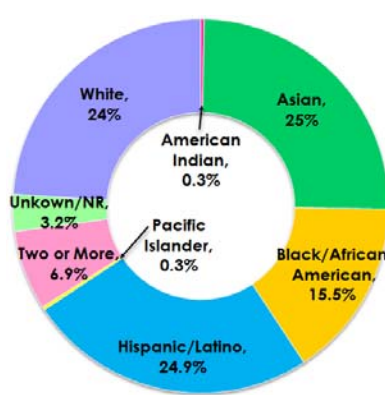
FT/PT STATUS



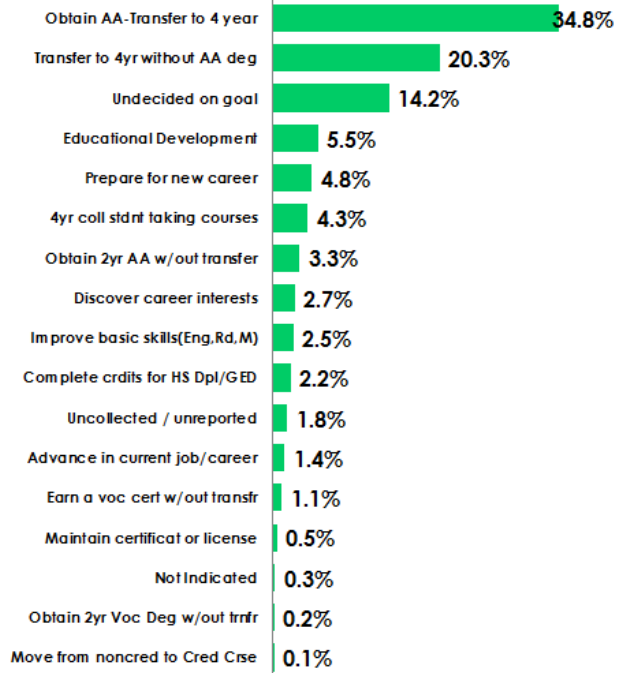
AGE GROUP



ETHNICITY

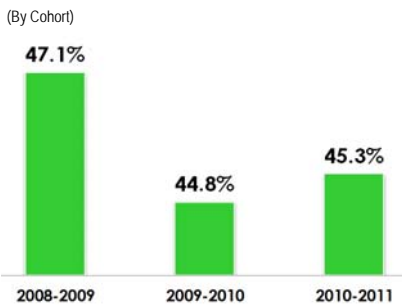


EDUCATIONAL GOALS

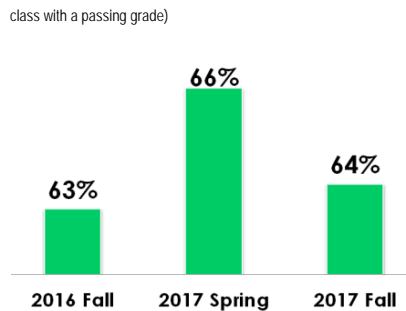


ACADEMIC PERFORMANCE

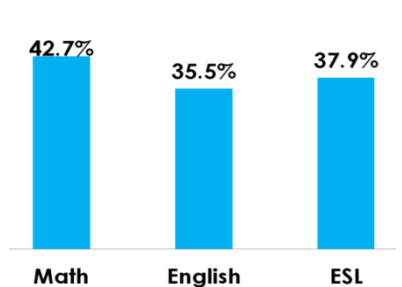
DEGREE/TRANSFER COMPLETION (By Cohort)



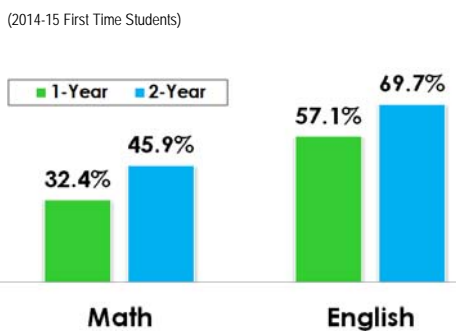
COURSE SUCCESS (Completing a class with a passing grade)



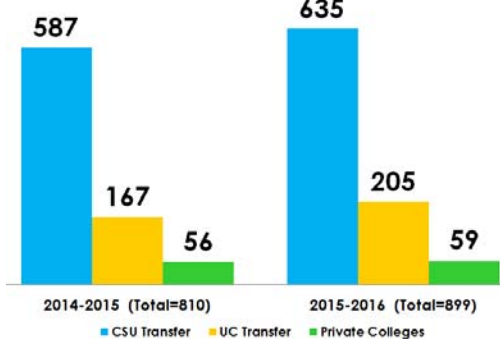
BASIC SKILLS (2010-11 Cohort starting below transfer level and completing college level courses by 2015-16)



TRANSFER LEVEL ACHIEVEMENT (2014-15 First Time Students)



TRANSFER (Fall Enrolled Count)



CTE

44.8%

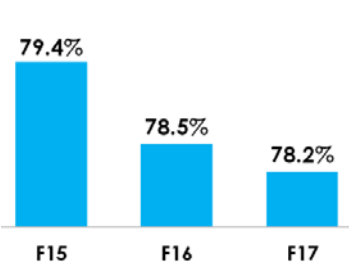
Overall completion of 8 CTE units & completed a degree, certificate, apprenticeship or transfer (2010-11 through 2015-16)

SKILL BUILDER

+13.1%

The median percentage change in wages for students who completed higher level CTE coursework in 2013-2014 and left the system without receiving a degree, certificate, or transfer.

RETENTION (Completing a course with any grade)



PERSISTENCE (By cohort during first 3-consecutive terms)

