



BERKELEY CITY COLLEGE

COMMUNITY OPEN HOUSE





PRESIDENT'S WELCOME ADDRESS

Dr. Denise Richardson

President of Berkeley City College



BERKELEY CITY COLLEGE

MISSION STATEMENT

Berkeley City College transforms lives. This shared commitment reflects the profound journey of growth and learning for every member of our campus community. Students pursue their passions through innovative academic programs, faculty inspire critical thinking, and administrators and staff offer vital guidance. Together, we create a dynamic and diverse environment that supports students in earning associate degrees and certificates, preparing them for successful careers and transfers.



BERKELEY CITY COLLEGE

VISION

Envision • Engage • Excel



BERKELEY CITY COLLEGE

VALUES

Values ranked by degree of emphasis:

1. Equity

2. Diversity

**3. Academic
Excellence**

4. Innovation

5. Community

6. Collaboration

7. Respect



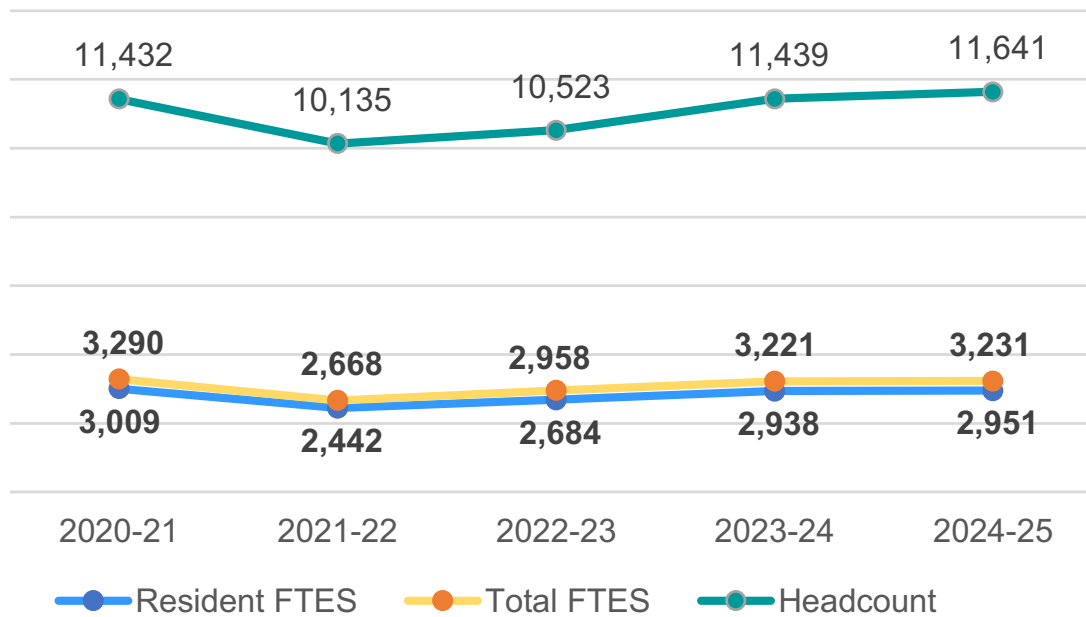
BERKELEY CITY COLLEGE

Student Demographics



Student Demographics

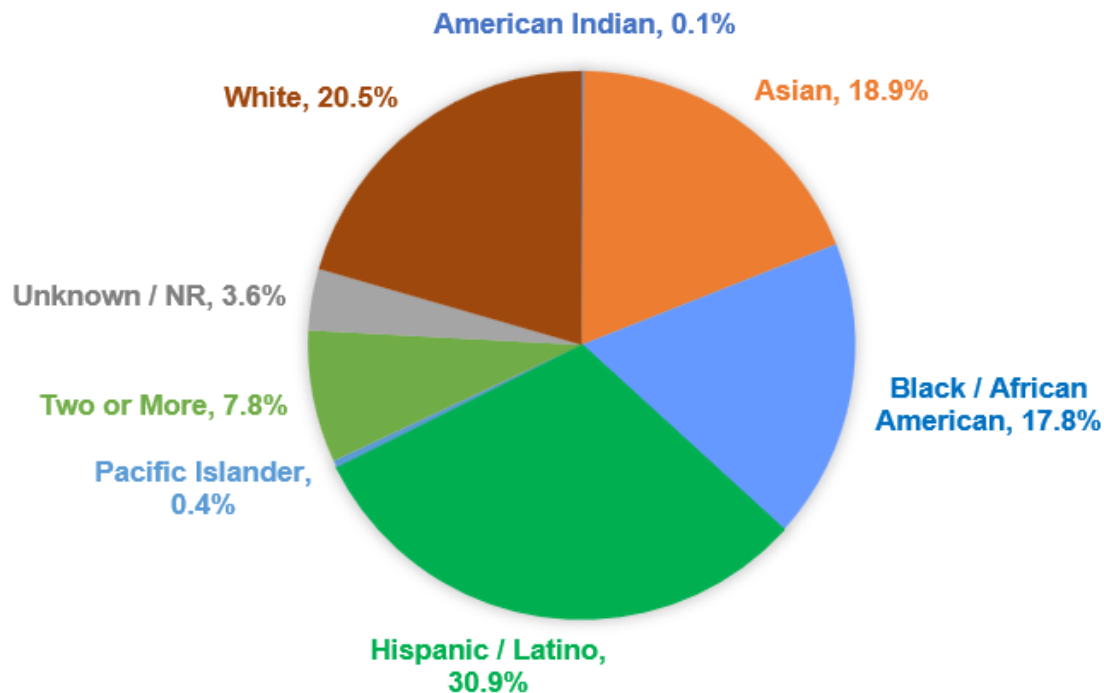
Annual Headcount, FTES, and Total FTES



- ★ **8%** Full Time at BCC
- ★ **39%** First Generation
- ★ **35%** from Oakland
- ★ **16%** from Berkeley
- ★ **6%** from Alameda
- ★ **5%** from Richmond

Student Demographics

2024-25 ENROLLMENT BY RACE/ETHNICITY

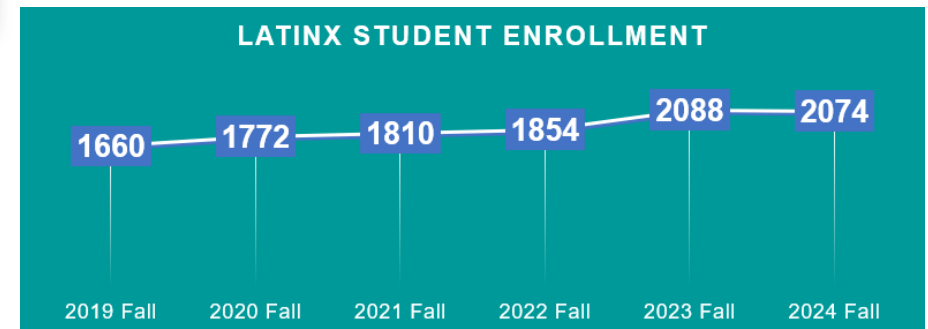
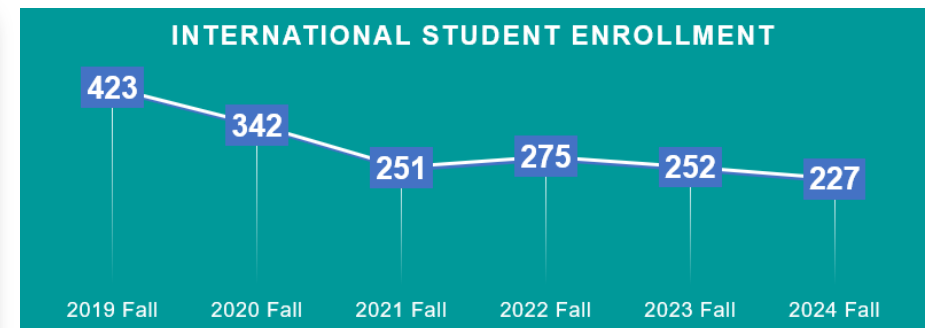
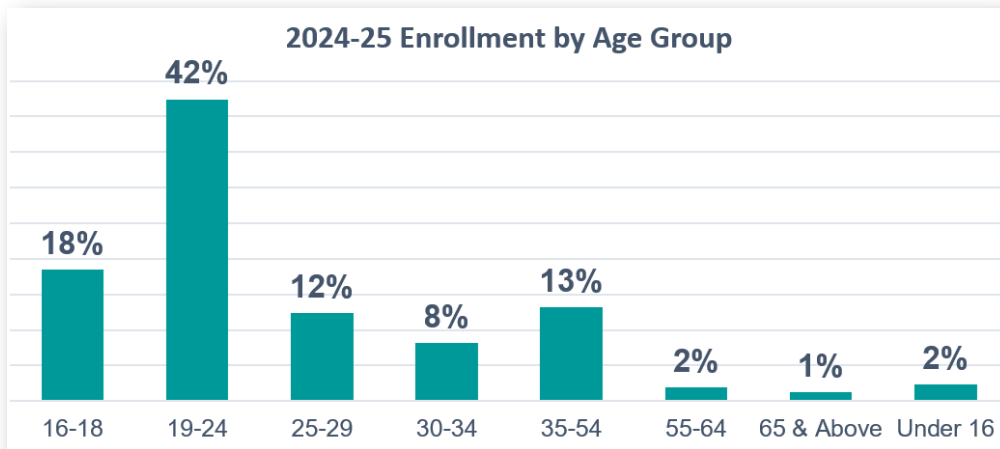


Female	54%				
				7262	
Male	39%				
				5207	
Not Reported	7%				
				929	

2025 Real College Survey

- ★ **7%** w/ Housing insecurity
- ★ **38%** w/ Food Insecurity
- ★ **59%** w/ Basic Needs Insecurity

Student Demographics



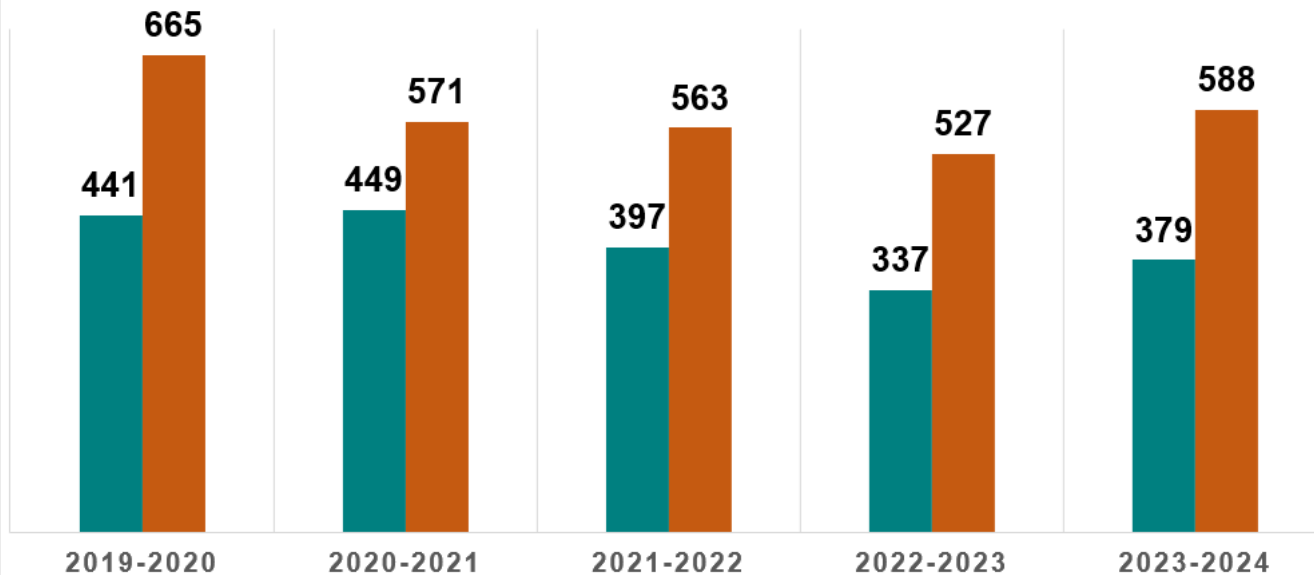
Educational Level Before BCC

- ★ **38%** Received HS Diploma
- ★ **33%** High School Students
- ★ **8%** Received Bachelor Degree or Higher
- ★ **2%** Passed GED

Program Completion

ANNUAL AWARDS

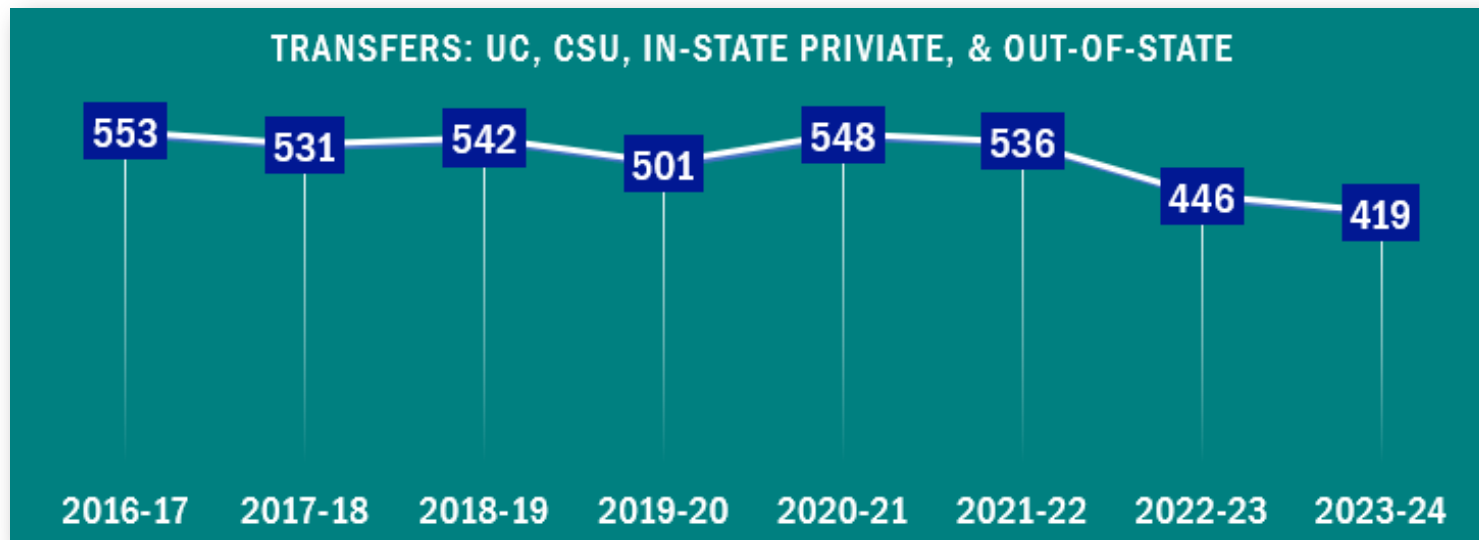
■ AA/AA-T/AS/AS-T ■ Certificates (CA/CP/Non-Credit)



TOP 10 2023-24 PROGRAMS

1. Liberal Arts and Sciences
2. Humanities
3. Community Health Care Worker
4. English
5. Business Administration
6. Psychology
7. Other Education
8. Human Services
9. Educational
10. Sociology

Transfer Rates



#1
community college
per capita with
transfers to UC
Berkeley

5th Overall
highest among all
community
colleges
transferring to UC
Berkeley

Strategic Planning: 2024-25 Progress

Indicators of Success		TARGET	ACTUALS
#1: INCREASED ENROLLMENT	Full-Time Equivalent Students (FTES)	3,078	3,076
	First Time Student Persistence: Fall to Spring	53%	47%
	First Time Student Persistence: Fall to Fall	36%	33%
#2: ELIMINATE ACHIEVEMENT GAPS	Course Retention	85%	85%
	Course Completion	79%	72%
	Associate Degrees for Transfers	223	260
#3: INCREASED RATE OF PROGRAM COMPLETION	Certificates of Achievement	327	340
	Career Education Program Completion	54	122
	Job Attainment in Field of Study	63%	86%
	Transfer	610	419
#4: INCLUSIVE COMMUNITY ENGAGEMENT	Student Sense of Belonging	70%	80%
	Internships & Apprenticeships	220	139

Administrator Roundtable

Get to know our Instructional Admins!



Chris Lewis
**Interim Vice President of
Instruction**
Clewis@peralta.edu



Armando Franco
Director, MESA
Afranco@peralta.edu



Kyla Oh
**Acting Dean of Math,
Science, and Career
Education**
Koh@peralta.edu



Mozell Person
**Dean of Liberal Arts and
Social Sciences**
Mperson@peralta.edu



BERKELEY CITY COLLEGE

How Can BCC Work For You?

Feedback Session



Tom Rizza

Public Information Officer

trizza@peralta.edu

Survey:



Menti.com

Code: 2581 5890



BERKELEY CITY COLLEGE








Breakout Session 1

12:30-1:00pm

Room 51: Basic Needs Center 101 – Meet the BCC Basic
Needs Center Team and Learn How We Help Meet Our
Students Basic Needs

**Room 54: BCC's Career Resources at the Career and Transfer
Center**





Breakout Session 2

1:00-1:30pm

Room 51: Career Education Connections: Learn about
Career Education Programs, Grants, and Ways to Get
Involved

Room 54: Veterans Resource Center: Supporting the
Veteran Community and Families





Report Back

What did we learn?

Questions?

Comments?